

CERTIFICATE OF ANALYSIS No.: 2020-2523

CLIENT

Natural Hemp Life, Panska 5 / 26
00-124 Warszawa, Poland



SAMPLE











LEMON HAZE

Sample condition: SUITABLE
Sample ID: 2048112
Sample type: Plant material
Batch No.:

Work order: 2020-103443
Analysis ID: 2020_286
Method ID: PHL_RPC_10C
Method SOP: MET-002

Sample received: 30/11/2020
Start of analysis: 30/11/2020
End of analysis: 01/12/2020
Analyst: Janez Gerdenc

CANNABINOID PROFILE

	Concentration [% w/w]	Expanded uncertainty [% w/w]	Graphic presentation of relative cannabinoid concentration
CBDV - Cannabidivarin	0.044	0.010	
CBDA - Cannabidiolic acid	12.45	0.62	
CBGA - Cannabigerolic acid	0.119	0.030	
CBG - Cannabigerol	0.093	0.028	
CBD - Cannabidiol	0.482	0.072	
THCV - Tetrahydrocannabivarin	0.048	0.010	
CBN - Cannabinol	< LOQ	n/a	
CBC - Cannabichromene	0.057	0.012	
THC - Δ-9-Tetrahydrocannabinol	0.074	0.016	
THCA - Δ-9-Tetrahydrocannabinolic acid	0.449	0.076	

Units and abbreviations: % w/w = weight percent, < LOQ = below the limit of quantitation (0.03 % w/w), ND = not detected, n/a = not available.


The results given herein apply only to the sample as received. **Expanded Uncertainty** was calculated using coverage factor $k = 2$, corresponding to a double standard uncertainty and characterizes the interval value in which it is possible to expect the real value with a probability of 95%. This is stated according to the ISO/IEC Guide 98-3.

Total or partial reproduction of this document is not allowed without the permit of PharmaHemp d.o.o. The document does not substitute any other legal document.

Date issued:


01/12/2020

Approved by:



mag. Marko Dragan
Analytical Laboratory Manager

Authorized by:



dr. Boštjan Jančar
Chief Technology Officer

End of Certificate